

## Product information

# Additional window element GIL



### Product description

- High quality natural pinewood coated with impregnation and layers of water-based white paint or acrylic clear lacquer
- Fixed window element (non-opening)
- For installation in the sloped roof below a VELUX roof window
- Maintenance-free exterior covers

### Roof pitch

- Can be installed in roof pitches between 15° and 90°

### Materials

- Laminated pinewood
- Glass, toughened outer glass / laminated inner glass
- Lacquered aluminium

### Downloads

For installation instructions, CAD drawings, 3D BIM objects, 3D GDL objects etc, please visit [www.velux.co.uk](http://www.velux.co.uk)

## Certifications



The VELUX product factories guarantee quality systems implementation process and environmental management systems through appropriate accreditations ISO 9001 and ISO 14001

**EUTR** In compliance with the EU Timber Regulation (EUTR), EU regulation 995/2010

**REACH** We are aware of the REACH regulation and acknowledge the obligations. No products are obliged to be registered in accordance to REACH and none of our products contain any Substances of Very High Concern.

**Available sizes and daylight area**

	472 mm	550 mm	660 mm	780 mm	942 mm	1140 mm	1340 mm
920 mm				<b>GIL MK34</b>	<b>GIL PK34</b>	<b>GIL SK34</b>	<b>GIL UK34</b>
				(0.44)	(0.56)	(0.70)	(0.85)

( ) = Effective daylight area, m<sup>2</sup>

**Lining measurements**

Size	Width (mm)
MK--	601
PK--	763
SK--	961
UK--	1161

Size	Height (mm)
--34	729



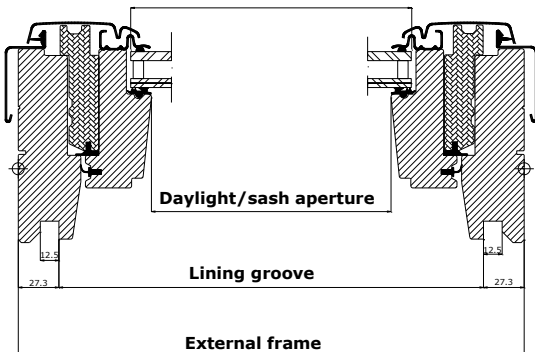
**Additional window element GIL**

- is installed in the sloped roof - directly below a VELUX roof window
- is a fixed window element (non opening)
- features insulating glass unit with safety glass

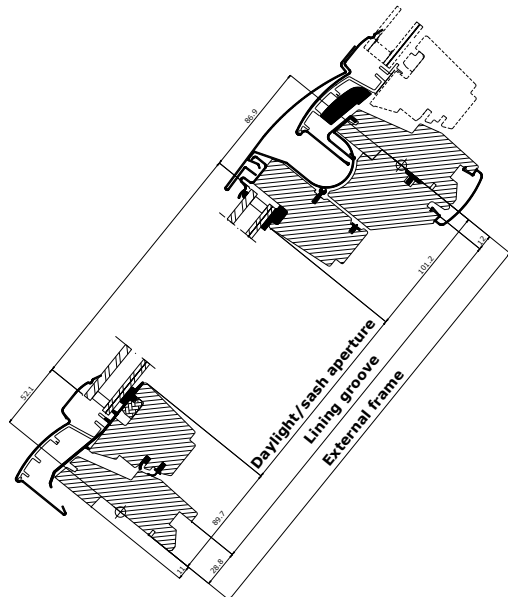
Where the pitch of the roof continues to the floor, you can combine a roof window and an additional window element to obtain

- even more daylight
- a great view – when standing and when seated

**Width**



**Height**



### Technical values

	--70	--60	--66
<b>U<sub>w</sub> [W/m<sup>2</sup>K]</b>	1.3	1.3	1.0
<b>U<sub>g</sub> [W/m<sup>2</sup>K]</b>	1.0	1.0	0.5
<b>R<sub>w</sub> [dB]</b>	35	37	37
<b>g [ ]</b>	0.46	0.30	0.51
<b>τ<sub>v</sub> [ ]</b>	0.68	0.62	0.71
<b>τ<sub>uv</sub> [ ]</b>	0.05	0.05	0.05
<b>Air permeability [class]</b>	4	4	4

Thermal improvements such as lower U-value (U<sub>w</sub>) and lower linear heat loss coefficient (φ) can, for some variants, be obtained with frame insulation collar and/or recessed installation.

### Glazing structure


	--70	--60	--66
<b>Inner glass pane</b>	2 x 3 mm laminated float with low ε coating	2 x 3 mm laminated float with low ε coating	2 x 3 mm laminated float with low ε coating
<b>Middle glass pane</b>	-	-	3 mm heat strengthened float with low ε coating
<b>Outer glass pane</b>	4 mm toughened	6 mm toughened with coatings	4 mm toughened with coatings
<b>Cavity</b>	15 mm	15 mm	2 x 12 mm
<b>Glass panes</b>	Double	Double	Triple
<b>Gas filling</b>	Argon	Argon	Krypton

## Glazing features

		--70	--60	--66
	<b>Heat insulation</b> Low energy glazing provides reduced heat loss through the window and enhanced indoor comfort.	•	••	•••
	<b>Solar gain</b> In the wintertime, the heat from the sun entering through the windows is a usable solar gain.	•••	•	••
	<b>Solar protection</b> In warm climates and in rooms with large window areas, a sun protective coating provides a better indoor climate during summer periods. Alternatively, exterior sunscreening can be installed.		•••	
	<b>Sound insulation</b> A combination of laminated glass and optimal glass thickness provides better sound insulation. Frame/sash construction and gaskets are equally important.	••	•••	•••
	<b>Security</b> Thicker laminated inner glass pane designed to increase resistance to manual attack (burglary).	•	•	•
	<b>Energy balance</b> The energy balance represents the ability of the roof window to utilise the passive solar gain and keep in the heat during winter and its ability to protect against the risk of overheating during summer. Sunscreening products can further improve indoor summer comfort.	✓	✓	✓
	<b>Safety</b> Laminated inner glass is designed to hold the fragments together if the glass breaks. We recommend that you consider using glass units with laminated glass on the inside for windows placed above areas where people sleep, play or work.	✓	✓	✓
	<b>Outside strength</b> Toughened outer glass pane makes your glazing more resistant to hail, heavy wind and snow loads.	✓	✓	✓
	<b>Delayed fading of materials</b> Inner laminated glass protects materials behind the glass against UV radiation and therefore delays fading of the materials.	✓	✓	✓
	<b>Rain noise reduction</b> The combination of laminated glass and extra thick glass helps provide a significant, audible reduction of rainfall sound. Frame/sash construction and gaskets are equally important.		✓	✓
	<b>Easy-to-clean</b> The easy-to-clean coating minimises the cleaning frequency of the outer glass pane and gives you a clearer view in case of rain.		✓	✓
	<b>Anti-dew</b> The anti-dew coating significantly reduces the days with dew on the outer glass pane and thus gives you a clear view.			✓

• Good   •• Better   ••• Best   ✓ Feature included in glazing variant

**Visible features**



- 1 Data plate**
- window type, size and variant code
  - CE marking
  - production code
  - QR code



- 2 Covers**
- lacquered aluminium



- 3 Brackets for accessories**
- plastic
  - colour: grey



- 4 Laminated glass**
- Laminated inner glass on all variants for personal safety

## Cleaning and maintenance



To clean the outer glass of the additional window element from the inside, open the roof window above



VELUX repair and maintenance kits are available.

## Exterior covers

Material	NCS standard colour	RAL nearest standard colour
Lacquered aluminium (-0-- grey)	S 7500-N	7043
Copper (-1--)	-	-
Titanium zinc (-3--)	-	-

Special colour requests, please contact [enquiries@velux.co.uk](mailto:enquiries@velux.co.uk)

## Interior finish

Clear lacquer	Impregnation and layers of water-based acrylic lacquer
White paint	Impregnation and layers of water-based acrylic paint, NCS standard colour: S 0500-N, nearest RAL standard colour: 9003.

Special colour requests, please contact [enquiries@velux.co.uk](mailto:enquiries@velux.co.uk)

## Blinds, awnings and shutters



### Interior suncreening

- Blackout blind
- Roller blind
- Flying pleated blind
- Double pleated energy blind
- Venetian blind
- Duo blackout blind



### Exterior suncreening

- Awning blind
- Roller shutter



### Additional accessories


- Insect roller screen



- Available in manual and mains/solar powered versions
- Available in manual and mains powered versions
- Available in manual version

The mains and solar powered versions are part of the VELUX INTEGRA® product range.

## Flashings and installation products



### Flashings:

- ET- for single installation
  - EB- for twin installation
  - ET- for combi installation
- Available for standard and recessed installation

### Installation products:

- Installation set BDX 2000 (incl BFX)
- Underfelt collar BFX 1000 including transverse drainage gutter
- Vapour barrier collar BBX 0000
- Linings LS- (incl BBX)
- Kit for lining LSG 1000 (incl BBX)

## Note

We reserve the right to make technical changes.

For more information on additional window element GIL and other VELUX products, please visit [www.velux.co.uk](http://www.velux.co.uk)